



STAINLESS STEEL MOBILE CART GUIDE

Superior by Design

Stainless steel equipment reimagined and re-engineered from the ground up to eliminate tubular frames and hollow components.

Always Stainless

High quality materials result in high quality products for sanitary environments.

Fully Formed

No tubing or hollow components whatsoever, eliminating areas for bacteria and contaminants to harbor.



Simple Sanitation

Engineered with sanitation and maintenance teams in mind. Simple designs mean simple, less time-consuming sanitation.

Customizable

All of our equipment is fully customizable to meet the specific needs and preferences of our clients.

Durable

Built to withstand prolonged use and harsh routine sanitation.

SSL Industries, LLC

Phone: (920) 893-2991

Get a Quote: sales@sslindustries.com

www.sslindustries.com



Top & Bottom Tray

Formed 11 gauge / 304 stainless steel and features strategically located lasered holes for proper drainage. 1-1/2" top tray and 4" bottom tray.

Handle

Formed Ø3/4" stainless steel solid round stock.

Frame

Formed 11 gauge / 304 stainless steel (no hollow or tubular components).

Construction

All contact points are TIG welded complete and the cart is fully assembled. Weight capacity = 1,000 lbs.

Finish

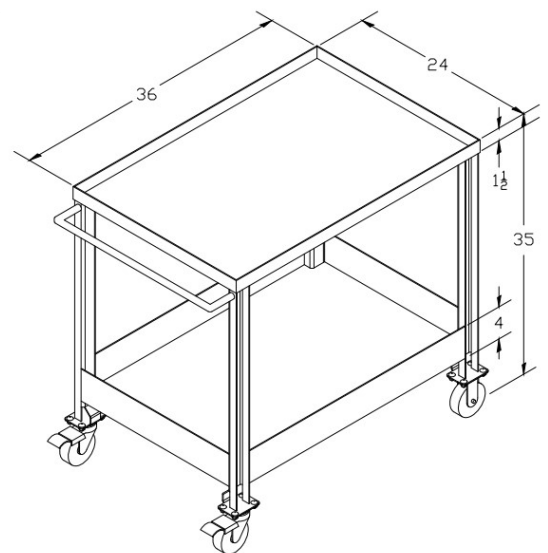
All components receive a dual-action medium Scotch-Brite finish and all welds are passivated.

Footing

Casters – (2) 4" swivel with total locking brake & (2) 4" rigid casters with 1/2" stainless steel spacers and hardware

Pricing

Model No.	Price / Ea. @ Qty:		
	1	5	10
SSL-1119 (36"L x 24"W x 35"H)	\$1,495	\$1,450	\$1,395



SSL Industries, LLC

Phone: (920) 893-2991

Get a Quote: sales@sslindustries.com

www.sslindustries.com



Top & Shelves

Formed 11 gauge / 304 stainless steel (no hollow or tubular components).

Handle

Formed Ø3/4" stainless steel solid round stock.

Frame

Formed 11 gauge / 304 stainless steel (no hollow or tubular components).

Construction

All contact points are TIG welded complete and the cart is fully assembled. Weight capacity = 1,000 lbs.

Finish

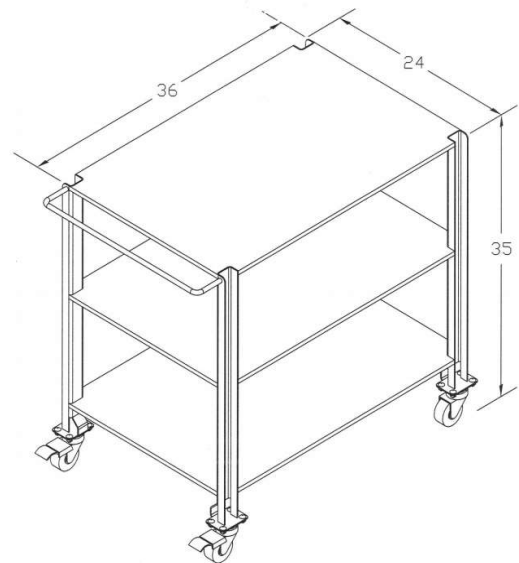
All components receive a dual-action medium Scotch-Brite finish and all welds are passivated.

Footing

Casters – (2) 4" swivel with total locking brake & (2) 4" rigid casters with 1/2" stainless steel spacers and hardware

Pricing

Model No.	Price / Ea. @ Qty:		
	1	5	10
SSL-1112 (36"L x 24"W x 35"H)	\$1,650	\$1,595	\$1,550



SSL Industries, LLC

Phone: (920) 893-2991

Get a Quote: sales@sslindustries.com

www.sslindustries.com



Model No. SSL-1602 Pictured

Top & Frame

Formed 11 gauge / 304 stainless steel (no hollow or tubular components).

Handle

Ø1" Stainless steel solid round stock.

Construction

All contact points are TIG welded complete and the cart is fully assembled. Weight capacity = 1,200 lbs.

Finish

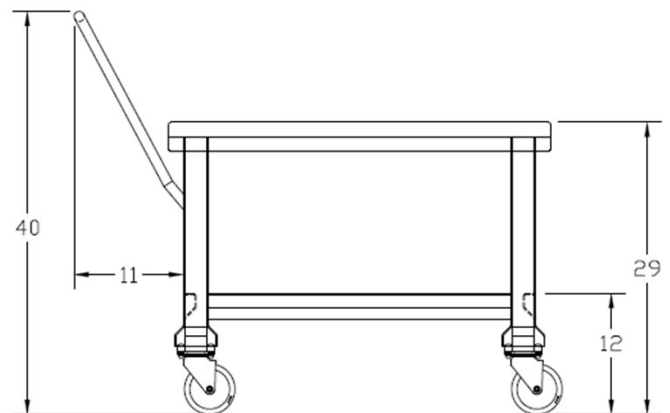
All components receive a dual-action medium Scotch-Brite finish and all welds are passivated.

Footing

Casters – (2) 4" swivel with total locking brake & (2) 4" rigid casters with ½" stainless steel spacers and hardware

Dimensional Options & Pricing

Model No.	Price / Ea. @ Qty:		
	1	5	10
SSL-1602 (36" x 24")	\$1,695	\$1,635	\$1,575
SSL-1603 (48" x 24")	\$1,860	\$1,795	\$1,730



SSL Industries, LLC

Phone: (920) 893-2991

Get a Quote: sales@sslindustries.com

www.sslindustries.com



Model No. SSL-1211 Pictured



Material

Formed ¼" & 7 gauge / 304 stainless steel (no hollow or tubular components).

Handle

Ø1" Stainless steel solid round stock.

Construction

All contact points are TIG welded complete and the cart is fully assembled. Weight capacity = 2,500 lbs.

Finish

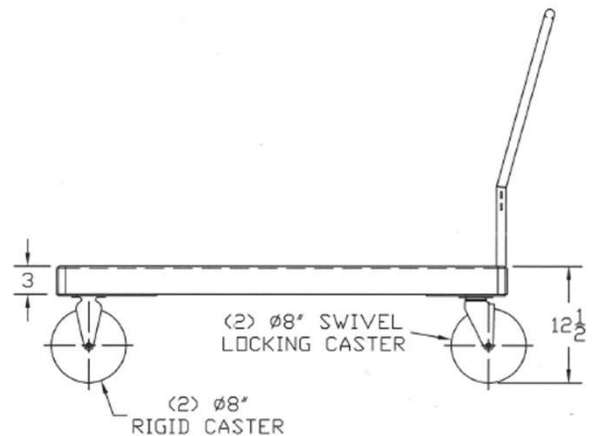
All components receive a dual-action medium Scotch-Brite finish and all welds are passivated.

Footing

Casters – (2) 8" swivel with total locking brake & (2) 8" rigid casters with ½" stainless steel spacers and hardware

Dimensional Options & Pricing

Model No.	Price / Ea. @ Qty:		
	1	5	10
SSL-1451 (36" x 30")	\$2,050	\$1,975	\$1,905
SSL-1211 (48" x 30")	\$2,295	\$2,195	\$2,125



SSL Industries, LLC

Phone: (920) 893-2991

Get a Quote: sales@sslindustries.com

www.sslindustries.com



Tub & Frame

Formed 11 gauge / 304 stainless steel (*no hollow or tubular components*). Inside dimensions of the tub are 48"L x 24"W x 17"D and features a Ø1" drainage hole with 1"L drainage tube.

Handle

Ø1" Stainless steel solid round stock.

Construction

All contact points are TIG welded complete and the cart is fully assembled. Weight capacity = 1,000 lbs.

Finish

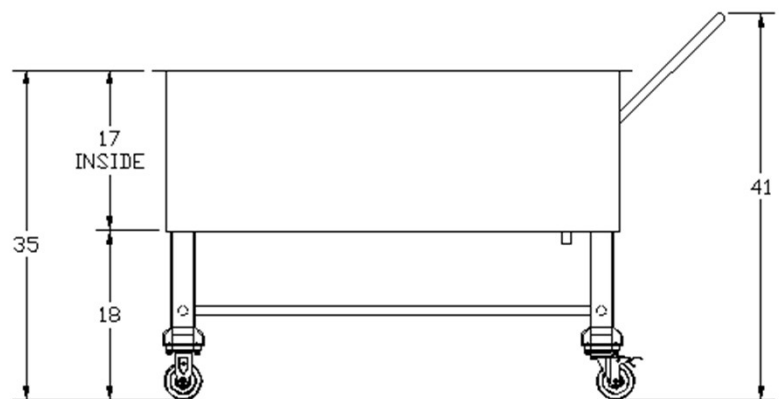
All components receive a dual-action medium Scotch-Brite finish and all welds are passivated.

Footing

Casters – (2) 4" swivel with total locking brake & (2) 4" rigid casters with ½" stainless steel spacers and hardware

Pricing

Model No.	Price / Ea. @ Qty:		
	1	5	10
SSL-1393	\$2,295	\$2,225	\$2,175



SSL Industries, LLC

Phone: (920) 893-2991

Get a Quote: sales@sslindustries.com

www.sslindustries.com